

### Data Management and Report Generation

- NeuroWorkbench® is the core integrator of Nihon Kohden's neurology product portfolio of IOM, EMG and EEG systems. This common interface allows for examination scheduling, protocol administration and data management improving workflow and access to clinical data and records.
- The customized NeuroWorkbench SQL database program provides you with tools for easy creation of physician, technician and administrative NeuroReports™.
- NeuroWorkbench is designed to make your patient's data secure and the software is HIPAA compliant.
- An optional HL-7 program provides communication between NeuroWorkbench (NWB) and other hospital information systems using HL-7 messages.

### Contributions to Teaching and Research

- The EEG-1200 offers several features ideal for a teaching and research setting. Our new slide show toolbar allows easy access to our unique create and play feature. The slide show provides the ability to easily create a meaningful presentation of pertinent selections of long term monitoring data. The slide show tool allows presentation of annotated events in any order and with selectable montage and/or filter settings.
- Users can quickly and accurately move through important clinical findings while viewing EEG and synchronized video. Slideshows can be created using either raw long term recordings or edited files which also can be archived in the libraries registered to the SQL database.

### Comprehensive Customer Care and Services

- **Clinical and Technical Training**  
To maximize utilization and satisfaction with your new system, registered Clinical Support Specialists are available for customized product training programs at your facility.
- **Technical Support**  
With greater demand for product standardization, data integration and networking, Nihon Kohden employs highly qualified Applications and IT Specialists to work with you to design a customized solution and site plan around your workflow, data access and data management requirements. The Nihon Kohden Direct Field Service Support are backed by a team of Technical Specialists available to assist with hardware and applications support.
- **Supplies and Accessories**  
To supplement the superior performance offered by the EEG-1200, we offer a full line of quality electrodes, needles and supplies.
- **Our Commitment to You**  
When performance counts, you can rely on Nihon Kohden to assist you in delivering the highest quality patient care as efficiently as possible. Nihon Kohden is committed to bringing trusted and innovative solutions to the changing demands of the neurodiagnostics field today and into the future.

This brochure may be revised or replaced by Nihon Kohden at any time without notice.



**NIHON KOHDEN INDIA PVT. LTD.**  
308, Tower-A, Spazedge, Sector-47,  
Sohna Road, Gurgaon 122002 Haryana, India  
Phone +91 124 4931000 (28 Lines) Fax +91 124 4931029  
Email : info\_nki@nkc.co.jp

**NIHON KOHDEN CORPORATION**  
1-31-4 Nishiochiai, Shinjuku-ku, Tokyo 161-8560, Japan  
Phone +81 (3) 5996-8036 Fax +81 (3) 5996-8100  
www.nihonkohden.com

Customer Care Toll Free No.: 1800-103-8182

# Neurofax

## Electroencephalograph

### EEG-1200J/K

60 years of innovation and quality  
Durability and innovation  
with superior signal quality

World renowned quality  
World's best selling  
EEG brand

Extensive library of amplifiers range  
32-channel to 256-channel

Extensive ICU monitoring Solution  
Spo2, Co2 and Vital Sign  
Monitoring

Easy Database management  
Neuroworkbench



Fighting Disease with Electronics





For more than 60 years, healthcare providers worldwide have relied on the quality and reliability of Nihon Kohden's comprehensive, innovative line of neuro-diagnostic instrumentation to aid in the diagnosis, information and treatment of their patients. Nihon Kohden's long legacy in EEG diagnostics and monitoring continues with the introduction of the EEG-1200 that combines EEG, long term epilepsy, cEEG ICU monitoring and sleep testing for the most flexible and comprehensive recording system available today.

### Routine Testing

- Superior flexibility, capable of growing with your testing requirements expand.
- 10-20 system amplifier allows you the ability to perform sleep studies, as well as EEG.
- Polysmith® sleep analysis software allows you to take advantage of the system's dedicated respiratory inputs and optional DC channels.
- To enhance workflow, studies can be managed based on their status.



### Amplifier Solutions

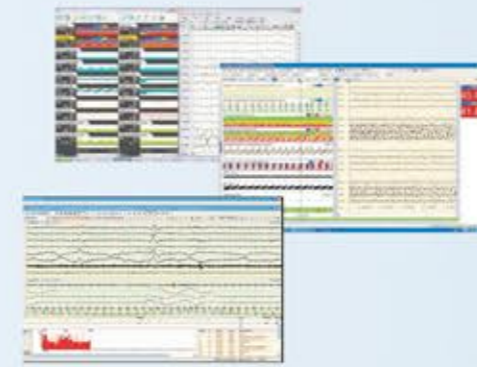
- Nihon Kohden amplifiers have long been regarded for delivering superior signal quality using the highest recording specifications available.
- Durability, innovation and superior signal processing have defined our amplifier engineering for decades.
- Extensive library of amplifiers range from a 32-channel (10-20 system) to 256-channel matrix amplifiers.
- Flagship JE-921 for exclusive flexibility and configurability.
- With a full 10-20 electrode array, 14 bipolar inputs, built in End Tidal CO2 and SpO2.
- Increased ease of use and software options for EEG and polysomnographic recordings.

### Long Term Monitoring for Epilepsy

- Innovative Exclusives for EEG-1200 for Epilepsy Monitoring centres
- Amplifier from 64, 128, 192 & 256 - channel configurations
- system customization best suited for every requirement
- High simultaneously sampling rates for discrete localization purposes
- Spo2 & Co2 Monitoring (Optional)

### Data Analysis and Review

- On-line & Off-line FFT.
- Offline Source localization, 3D voltage maps and FFT DSA traces.
- Multiple filters for easy and flexible data management.
- Event viewer for selective review of patient study.
- Time linked records for fast comparison of activity.
- Automatic editing using annotations.
- Flexible and customizable editing features.
- The EEG-1200 MPEG4 digital video and audio software offers.
- Impressive time resolution playback, full motion video.
- Easily edited optimized patient data over a network.
- Post-acquisition PTZ video function allows up to four levels of zoom.

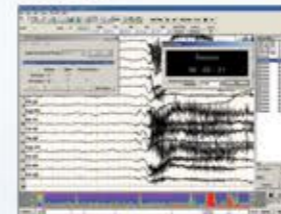
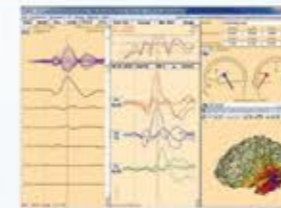
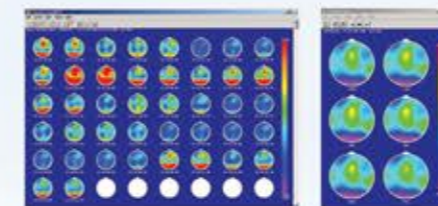


### Spike detector software: Spike Detector QP-251AK

- On-line and off-line spike and seizure detection vastly improved with greater accuracy.
- Group spikes with hierarchical clustering.
- Detailed topographic and morphologic distribution of selected group.
- Spatial propagation of a spike over time.
- Compare left and right hemisphere discharges with side by side traces.
- Audible of visual notification of spike detection.

### EEG Autoreport Software : QP-270A

- Automatic report of routine EEG.
- Interpretation of main background activity for your selected 10-second EEG segment.
- Supports photic activation and spike detection.
- Designed by world renowned researchers.
- 16 interpretation items.
- Artifacts: blink, horizontal eye movement, EMG, earlobe activation, electrode pop.

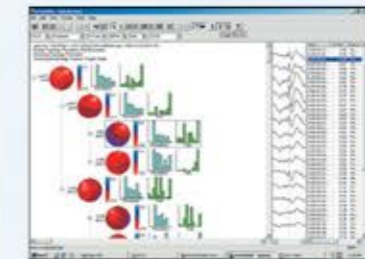


### Sleep analysis software: POLYSMITH Nihon Kohden Station, PS-ONLINE

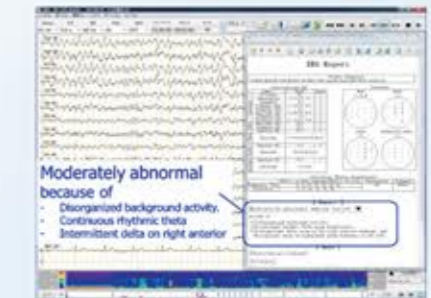
- Display, store and analyze sleep data.
- Reformating of individual channel filters and sensitivities or montage.
- Customize the system to best suit your needs.
- Time-link trendgraphs superimposed on waveform data with epoch details.

### cEEG Monitoring in the ICU

- Continuous EEG (cEEG) monitoring can enhance the timely assessment.
- Early detection of neurological deterioration at a reversible stage.
- More flexible monitoring solutions for ICU environment.
- Comprehensive quantified data with trending for timely intervention.



\* Product of Persys Development Corporation



### EEG mapping software: QP-220 AK

- Real-time and off-line mapping.
- Up to eight frequency maps.
- Power/Voltage spectra for up to 32 channels of EEG waveform data.
- Edge frequency, average frequency, median frequency or peak frequency.

### Analysis software: EEG Focus QP-211AK

- Review, mapping, remontaging, filtering and FFT.
- Voltage and current source density mapping.
- Automatic rejection of eye blink artifact without modifying the original data.
- Automatic detection and averaging of similar waves.
- Source imaging.

### EEG examination support software: QP-150AK

- Seizure detection and review.
- Voltage mapping and waveform view.
- EEG TrendScope.
- Multiple monitoring.

